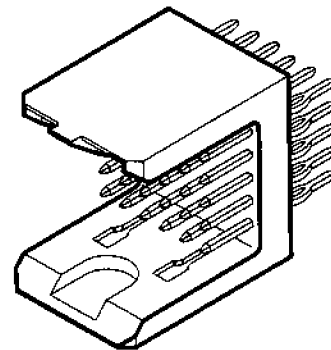


Male Signal Modules — Wide Wall — Pressfit Termination — 5 Row



Features

Designed to conform with IEC 48b237, EIAis64, IEEE P896 Futurebus+, IEEE P1596 SCI and IEC 917 metric modular order

Stackable with other TEMPUS modules, with no loss of positions

Sequential mating provides live insertion capability

High I/O, 25 contacts per linear centimetre (63 contacts per linear inch)

High temperature materials, not affected by reflow solder process

Wide wall design for system tolerant 2,50 (.098) out-of-centre board insertion

Technical Data

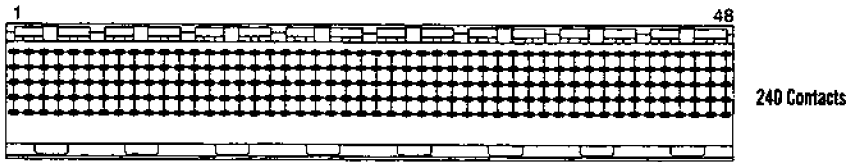
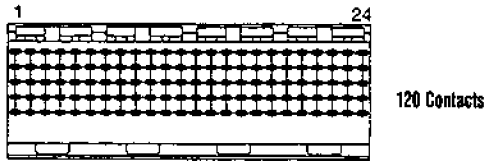
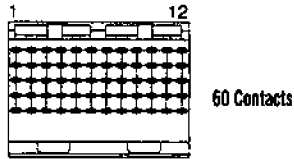
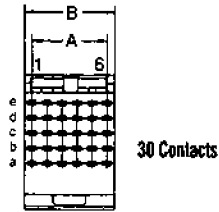
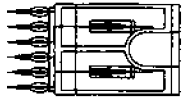
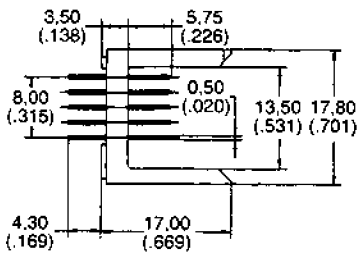
Mechanical Data

Contact Pitch	2,00 x 2,00 (.079 x .079)
Polarisation	By design
Coding	With coding keys, see page 56
Housing Material	Liquid Crystal Polymer
Termination	Eye of needle compliant section, tin/lead plated
Termination p.t.h.	∅ 0,70 (.028), refer to page 65 0,65 - 0,80 (.025 - .031)
Board Guiding	
Left to Right	2,50 - 2,50 (.100 - .100)
Top to Bottom	1,50 - 1,50 (.060 - .060)
Board Slot Pitch	16,00 (.630) min.
Contact Material	Phosphor bronze
Class 3	250 cycles minimum
Plating	Gold over Nickel
Insertion Force	0,45 N (1.6 oz) max. per contact
Withdrawal Force	0,15 N (0.5 oz) min. per contact

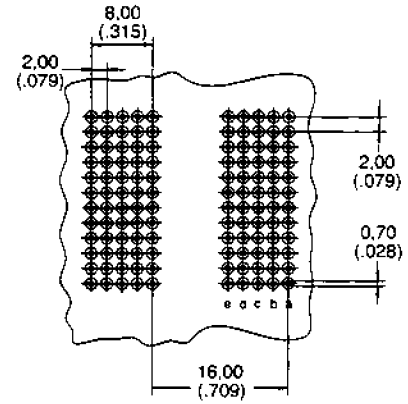
Electrical Data

Current Rating	1,50 A at 25°C, 1 A at 70°C
Withstanding Voltage	1000 Vrms
Insulation Resistance	Initial : 5000 MΩ After climatic test : 1000 MΩ
Contact Resistance	45 mΩ maximum

Male Signal Modules — Wide Wall — Pressfit Termination — 5 Row



Recommended P.C.B. Hole Pattern, Component Side



No. of Contacts	A	B
30	10.00 (.395)	11.95 (.470)
60	22.00 (.866)	23.95 (.943)
120	46.00 (1.811)	47.95 (1.888)
240	94.00 (3.701)	95.95 (3.778)

Refer to Design Notes on page 65 for circuit board drill and hole plating details.

Male Signal Modules — Wide Wall — Pressfit Termination — 5 Row

No. of Contacts	Part Number*	Contact Arrangement Row				
		a	b	c	d	e
30	CBC20K00-030WDP1-501-3-VR	5.00 (.197)	5.00 (.197)	5.00 (.197)	5.00 (.197)	5.00 (.197)
30	CBC20K00-030WDP1-502-3-VR	6.50 (.256)	5.00 (.197)	5.00 (.197)	5.00 (.197)	5.00 (.197)
30	CBC20K00-030WDP1-503-3-VR	6.50 (.256)	5.75 (.226)	5.75 (.226)	6.50 (.256)	5.75 (.226)
30	CBC20K00-030WDP1-505-3-VR	6.50 (.256)	6.50 (.256)	6.50 (.256)	6.50 (.256)	6.50 (.256)
30	CBC20K00-030WDP1-508-3-VR	5.75 (.226)	7.25 (.285)	5.75 (.226)	5.75 (.226)	5.75 (.226)
30	CBC20K00-030WDP1-509-3-VR	5.75 (.226)	5.75 (.226)	5.75 (.226)	5.75 (.226)	5.75 (.226)
60	CBC20K00-060WDP1-501-3-VR	5.00 (.197)	5.00 (.197)	5.00 (.197)	5.00 (.197)	5.00 (.197)
60	CBC20K00-060WDP1-502-3-VR	6.50 (.256)	5.00 (.197)	5.00 (.197)	5.00 (.197)	5.00 (.197)
60	CBC20K00-060WDP1-503-3-VR	6.50 (.256)	5.75 (.226)	5.75 (.226)	6.50 (.256)	5.75 (.226)
60	CBC20K00-060WDP1-505-3-VR	6.50 (.256)	6.50 (.256)	6.50 (.256)	6.50 (.256)	6.50 (.256)
60	CBC20K00-060WDP1-508-3-VR	5.75 (.226)	7.25 (.285)	5.75 (.226)	5.75 (.226)	5.75 (.226)
60	CBC20K00-060WDP1-509-3-VR	5.75 (.226)	5.75 (.226)	5.75 (.226)	5.75 (.226)	5.75 (.226)
120	CBC20K00-120WDP1-501-3-VR	5.00 (.197)	5.00 (.197)	5.00 (.197)	5.00 (.197)	5.00 (.197)
120	CBC20K00-120WDP1-502-3-VR	6.50 (.256)	5.00 (.197)	5.00 (.197)	5.00 (.197)	5.00 (.197)
120	CBC20K00-120WDP1-503-3-VR	6.50 (.256)	5.75 (.226)	5.75 (.226)	6.50 (.256)	5.75 (.226)
120	CBC20K00-120WDP1-505-3-VR	6.50 (.256)	6.50 (.256)	6.50 (.256)	6.50 (.256)	6.50 (.256)
120	CBC20K00-120WDP1-508-3-VR	5.75 (.226)	7.25 (.285)	5.75 (.226)	5.75 (.226)	5.75 (.226)
120	CBC20K00-120WDP1-509-3-VR	5.75 (.226)	5.75 (.226)	5.75 (.226)	5.75 (.226)	5.75 (.226)
240	CBC20K00-240WDP1-501-3-VR	5.00 (.197)	5.00 (.197)	5.00 (.197)	5.00 (.197)	5.00 (.197)
240	CBC20K00-240WDP1-502-3-VR	6.50 (.256)	5.00 (.197)	5.00 (.197)	5.00 (.197)	5.00 (.197)
240	CBC20K00-240WDP1-503-3-VR	6.50 (.256)	5.75 (.226)	5.75 (.226)	6.50 (.256)	5.75 (.226)
240	CBC20K00-240WDP1-505-3-VR	6.50 (.256)	6.50 (.256)	6.50 (.256)	6.50 (.256)	6.50 (.256)
240	CBC20K00-240WDP1-508-3-VR	5.75 (.226)	7.25 (.285)	5.75 (.226)	5.75 (.226)	5.75 (.226)
240	CBC20K00-240WDP1-509-3-VR	5.75 (.226)	5.75 (.226)	5.75 (.226)	5.75 (.226)	5.75 (.226)

Packaging Quantity

Contacts	In Tube
30	48
60	24
120	12
240	6

Note:
Minimum order quantities apply

Performance 250 mating cycles.